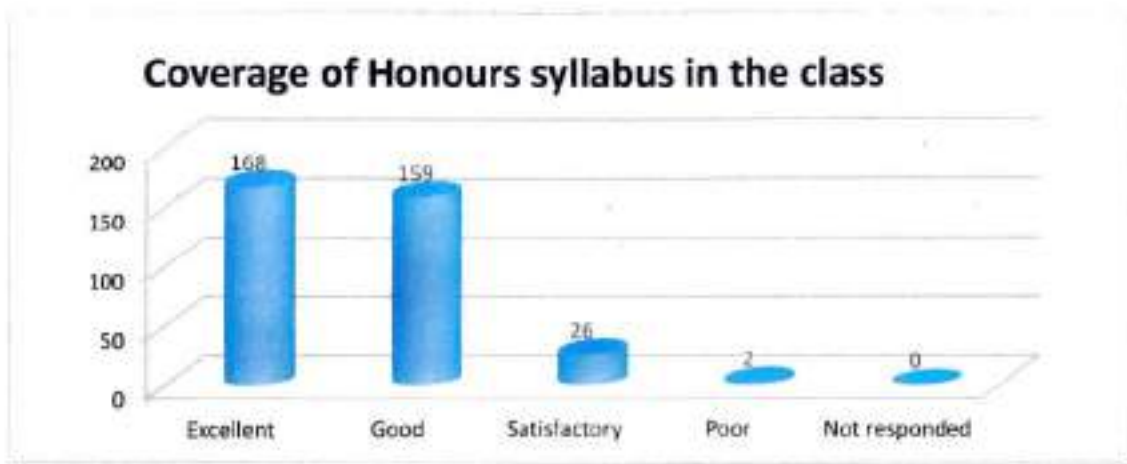


Nakshalbari College, Naxalbari, Dist: Darjeeling

Analysis Students' Feedback, 2023-24

(Number of respondents: 355)

Students' Feedback, 2023-24

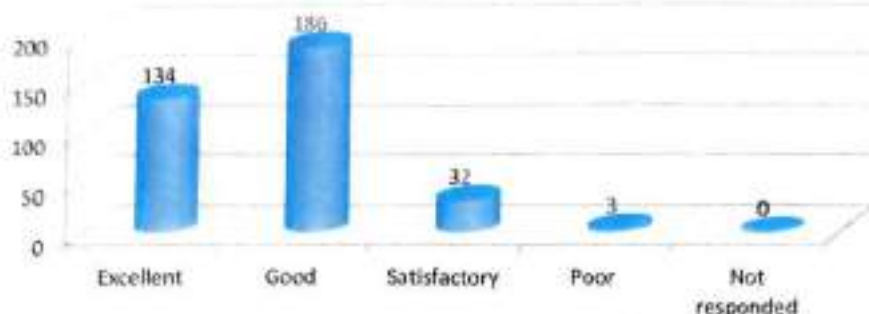


Analysis:

- The majority of respondents rated the coverage of the Honours syllabus in the class positively, with **47.32%** selecting "Excellent" and **44.79%** selecting "Good."
- A smaller portion of respondents rated the syllabus coverage as "Satisfactory" (**7.32%**), indicating some room for improvement but generally positive feedback.
- Only **0.56%** of respondents rated it as "Poor," suggesting that very few found the coverage inadequate.
- There were no "Not Responded" entries, indicating that all respondents engaged with the question.

R Roy
Teacher-In-Charge
Nakshalbari College
P.O.: Naxalbari, Dist: Darjeeling

Coverage of Pass syllabus in the class



Analysis:

- The majority of respondents rated the coverage of the Pass syllabus positively, with **37.75%** selecting "Excellent" and **52.39%** selecting "Good."
- A smaller portion of respondents rated the syllabus coverage as "Satisfactory" (**9.01%**), indicating some areas for improvement but generally positive feedback.
- Only **0.85%** of respondents rated it as "Poor," suggesting that very few found the coverage inadequate.
- There were no "Not Responded" entries, indicating that all respondents engaged with the question.

Academic Content



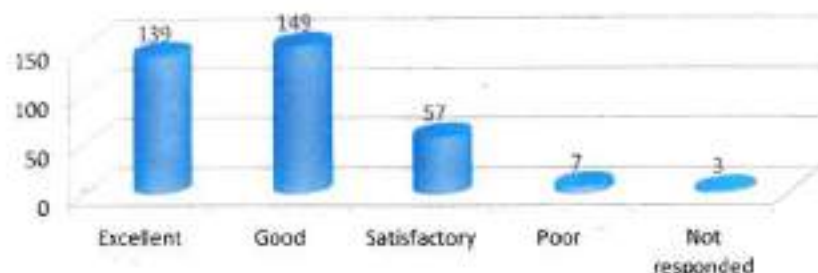
Analysis:

- The majority of respondents rated the academic content positively, with **36.62%** selecting "Excellent" and **50.42%** selecting "Good."
- A smaller portion of respondents rated the academic content as "Satisfactory" (**12.11%**), indicating some room for improvement but generally positive feedback.

MPJ
Teacher-In-Charge
Nakshabari College
P.O.: Hazarbari, Dist: Darjeeling

- Only **0.85%** of respondents rated it as "Poor," suggesting that very few found the academic content inadequate.
- There were no "Not Responded" entries, indicating that all respondents engaged with the question.

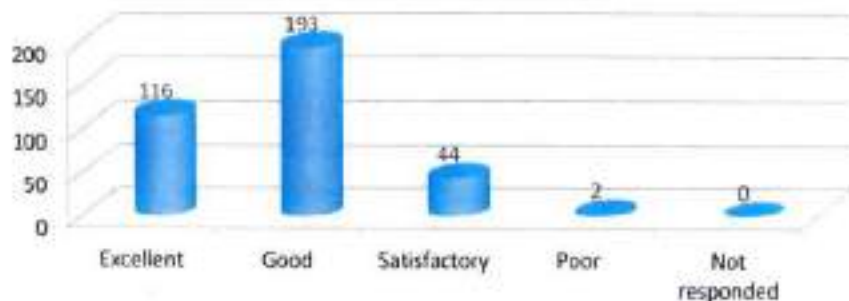
Usefulness of Teaching Material



Analysis:

- The majority of respondents rated the usefulness of teaching material positively, with **39.15%** selecting "Excellent" and **41.97%** selecting "Good."
- A notable portion rated the teaching material as "Satisfactory" (**16.06%**), indicating that while most find the materials useful, there's still room for improvement.
- Only **1.97%** rated it as "Poor," suggesting very few found the teaching materials inadequate.
- A very small percentage (**0.85%**) of respondents did not respond to this question.

Evaluation Process



Analysis:

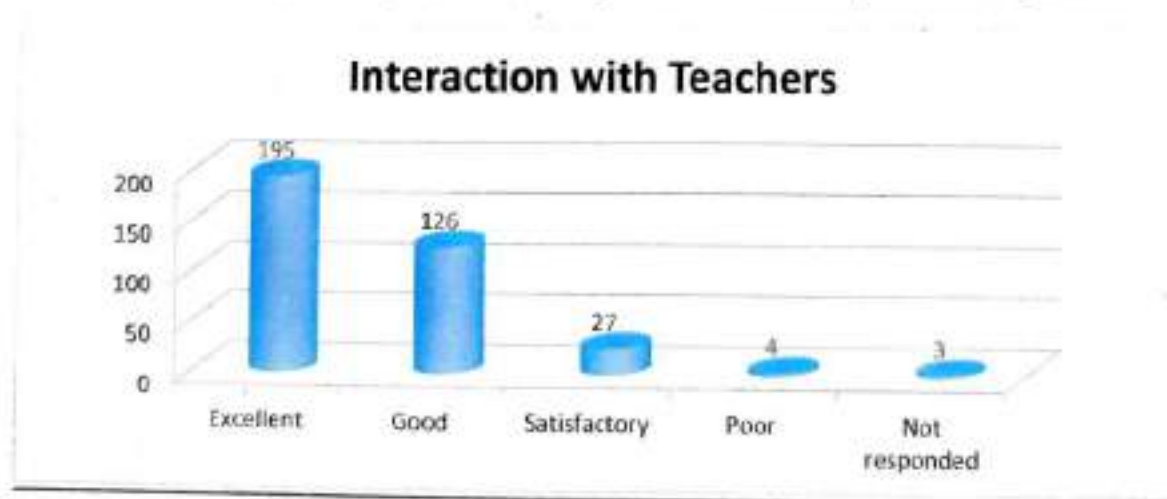
- The majority of respondents rated the evaluation process positively, with **32.68%** selecting "Excellent" and **54.37%** selecting "Good."

- A smaller portion of respondents rated the evaluation process as "Satisfactory" (12.39%), indicating some room for improvement but generally positive feedback.
- Only 0.56% rated it as "Poor," suggesting that very few found the evaluation process inadequate.
- There were no "Not Responded" entries, indicating that all respondents engaged with the question.



Analysis:

- The majority of respondents rated the fairness of the evaluation positively, with 37.18% selecting "Excellent" and 48.73% selecting "Good."
- A smaller portion of respondents rated the fairness of the evaluation as "Satisfactory" (11.55%), indicating that while most find the evaluation fair, there's still room for improvement.
- Only 1.13% rated it as "Poor," suggesting very few found the evaluation process unfair.
- A very small percentage (1.41%) of respondents did not respond to this question.

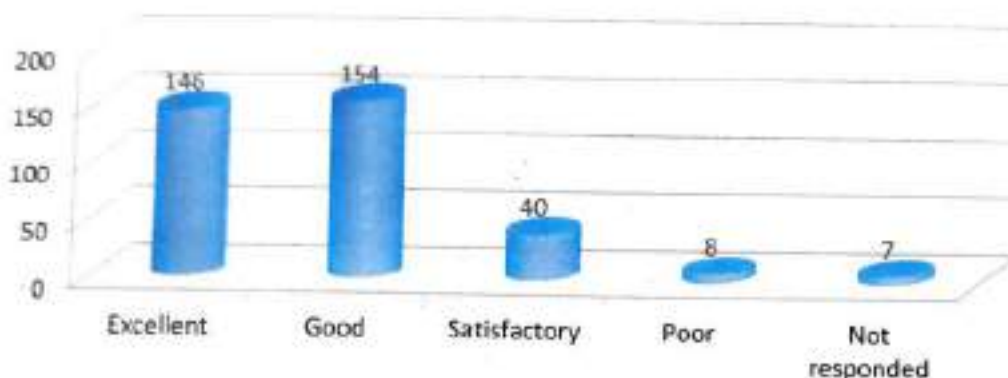


Analysis:

Aty
Teacher-In-Charge
Nakshalbari College
 P.O.: Nakhalbari, Dist: Darjeeling

- The majority of respondents rated the interaction with teachers positively, with **54.93%** selecting "Excellent" and **35.49%** selecting "Good."
- A smaller portion of respondents rated the interaction with teachers as "Satisfactory" (**7.61%**), indicating that while most are happy, there is still room for improvement.
- Only **1.13%** rated it as "Poor," suggesting that very few found the interactions inadequate.
- A very small percentage (**0.85%**) of respondents did not respond to this question.

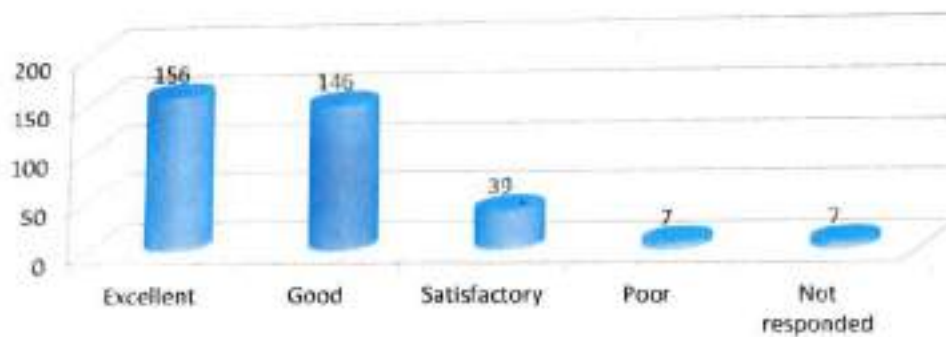
Interaction with Office



Analysis:

- The majority of respondents rated their interaction with Office positively, with **41.13%** selecting "Excellent" and **43.38%** selecting "Good."
- A smaller portion of respondents rated the interaction as "Satisfactory" (**11.27%**), indicating that while most are satisfied, there is still room for improvement.
- **2.25%** of respondents rated it as "Poor," suggesting a few found the interaction inadequate.
- **1.97%** of respondents did not respond to this question, indicating a very small portion of non-engagement.

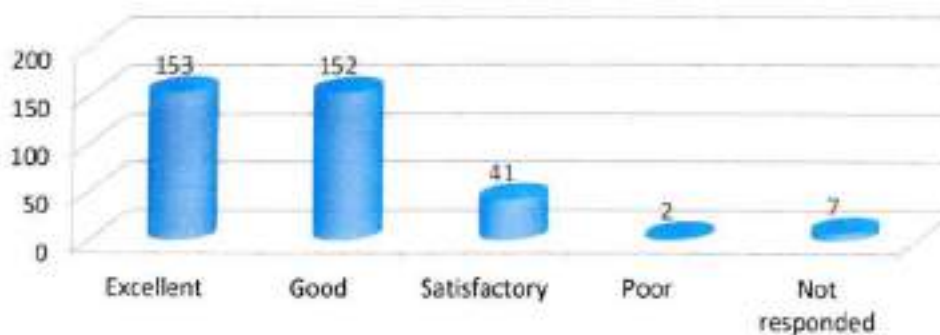
Interaction with the Principal



Analysis:

- The majority of respondents rated their interaction with the Principal positively, with **43.94%** selecting "Excellent" and **41.13%** selecting "Good."
- A smaller portion of respondents rated the interaction as "Satisfactory" (**10.99%**), indicating that while most are satisfied, there is still room for improvement.
- **1.97%** of respondents rated it as "Poor," suggesting very few found the interaction inadequate.
- **1.97%** of respondents did not respond to this question, indicating a very small portion of non-engagement.

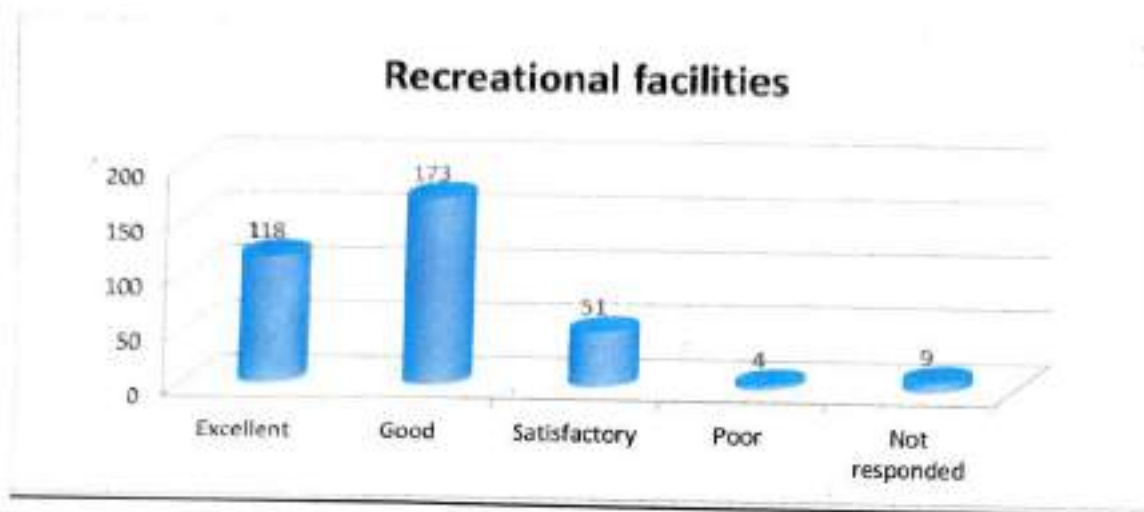
Library facilities



Analysis:

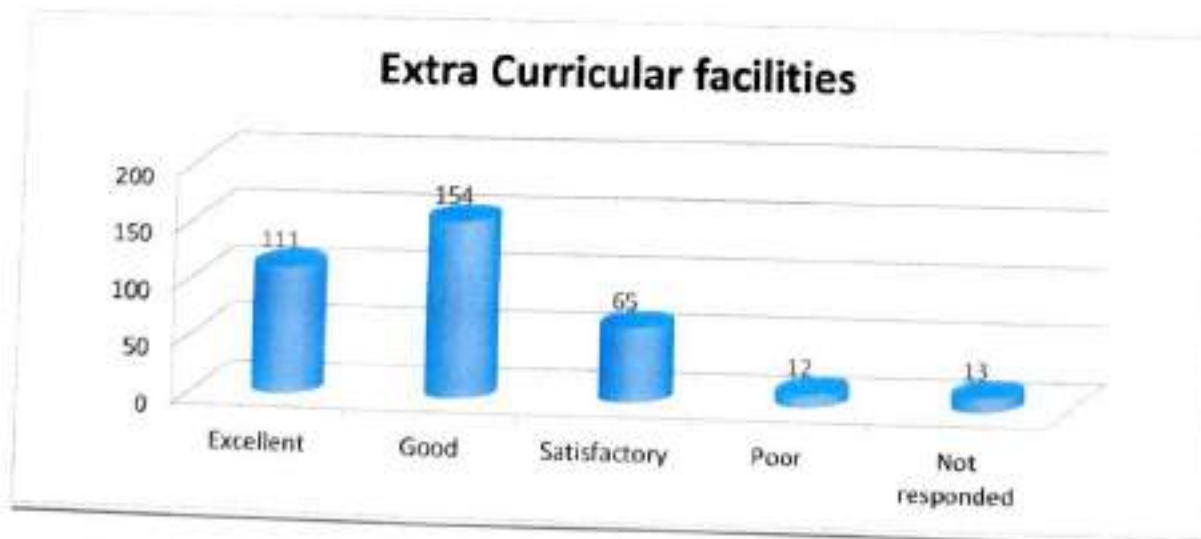
- The majority of respondents rated the library facility positively, with **43.1%** selecting "Excellent" and **42.82%** selecting "Good."
- A smaller portion of respondents rated the library facility as "Satisfactory" (**11.55%**), indicating some room for improvement but generally positive feedback.

- Only **0.56%** rated it as "Poor," suggesting very few found the facility inadequate.
- **1.97%**



Analysis:

- The majority of respondents rated the recreational facilities positively, with **33.24%** selecting "Excellent" and **48.73%** selecting "Good."
- A smaller portion of respondents rated the recreational facilities as "Satisfactory" (**14.37%**), indicating some room for improvement but generally positive feedback.
- Only **1.13%** rated it as "Poor," suggesting very few found the facilities inadequate.
- **2.54%** of respondents did not respond to this question, indicating a small portion of non-engagement.

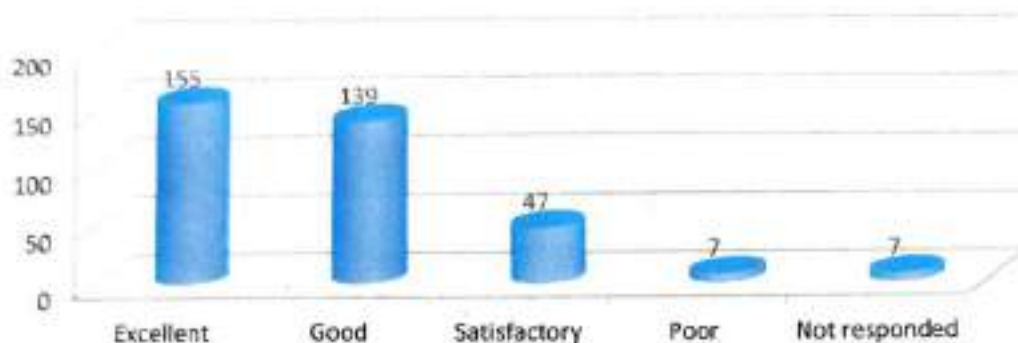


Analysis:

RRoy

- The majority of respondents rated the extra-curricular facilities positively, with 31.27% selecting "Excellent" and 43.38% selecting "Good."
- A smaller portion of respondents rated the facilities as "Satisfactory" (18.31%), indicating that while most are satisfied, there is still room for improvement.
- 3.38% of respondents rated it as "Poor," suggesting a few found the facilities inadequate.
- 3.66% of respondents did not respond to this question, indicating a small portion of non-engagement.

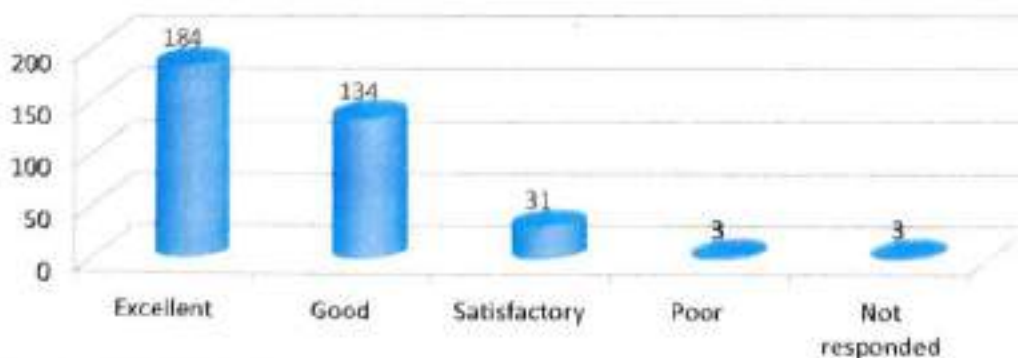
Sports facilities



Analysis:

- The majority of respondents rated the sports facilities positively, with 43.66% selecting "Excellent" and 39.15% selecting "Good."
- A smaller portion of respondents rated the sports facilities as "Satisfactory" (13.24%), indicating that while most are satisfied, there is still room for improvement.
- Only 1.97% rated it as "Poor," suggesting very few found the facilities inadequate.
- 1.97% of respondents did not respond to this question, indicating a very small portion of non-engagement.

Communication skill of teachers

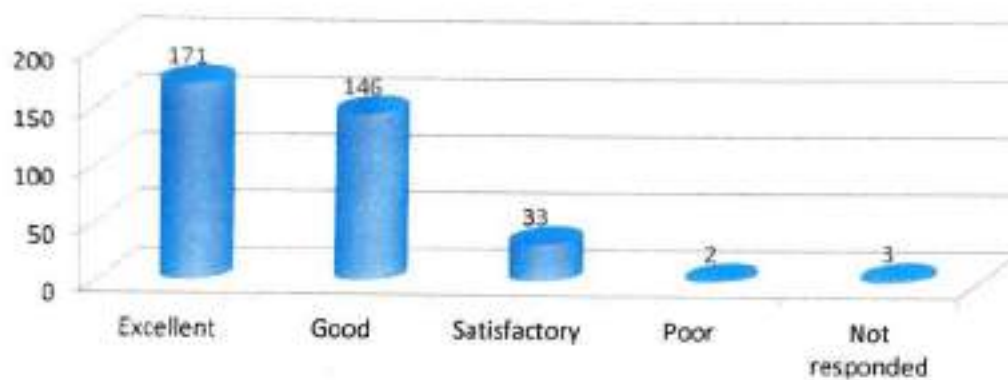


R. Roy

Analysis:

- The majority of respondents rated the communication skills of teachers positively, with **51.83%** selecting "Excellent" and **37.75%** selecting "Good."
- A smaller portion of respondents rated the communication skills as "Satisfactory" (**8.73%**), indicating some room for improvement but generally positive feedback.
- Only **0.85%** rated it as "Poor," suggesting very few found the communication skills inadequate.
- **0.85%** of respondents did not respond to this question, indicating a very small portion of non-engagement.

Internal assessment

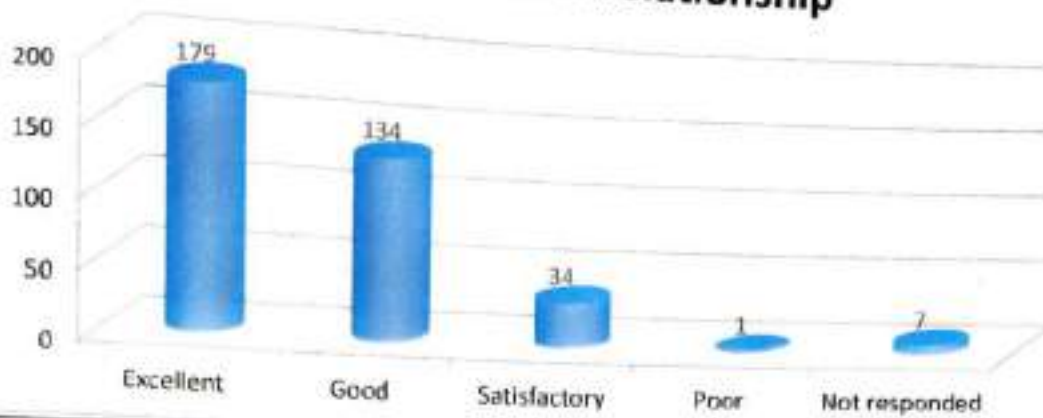


Analysis:

- The majority of respondents rated the internal assessment positively, with **48.17%** selecting "Excellent" and **41.13%** selecting "Good."
- A smaller portion of respondents rated the internal assessment as "Satisfactory" (**9.3%**), indicating some room for improvement but generally positive feedback.
- Only **0.56%** rated it as "Poor," suggesting very few found the internal assessment inadequate.
- **0.85%** of respondents did not respond to this question, indicating a very small portion of non-engagement.

Raj
Teacher-In-Charge
Nakshalbari College
P.O.: Nakshalbari, Dist: Darjeeling

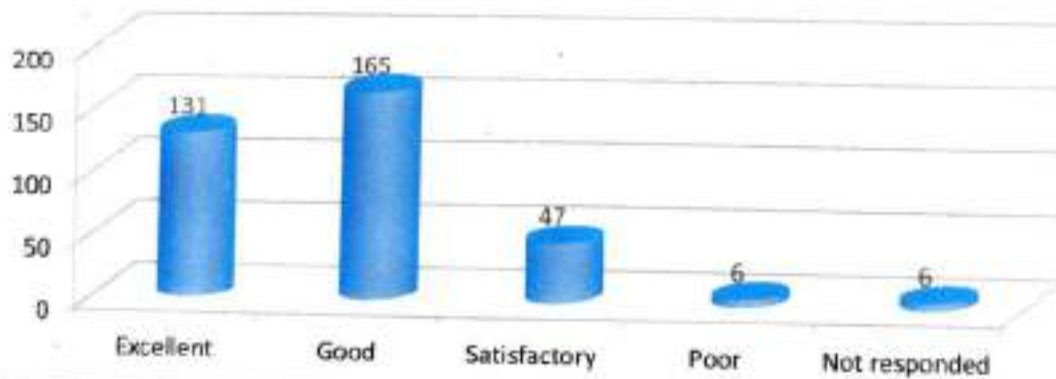
Student Teacher relationship



Analysis:

- The majority of respondents rated the student-teacher relationship positively, with **50.42%** selecting "Excellent" and **37.75%** selecting "Good."
- A smaller portion of respondents rated the relationship as "Satisfactory" (**9.58%**), indicating some room for improvement but generally positive feedback.
- Only **0.28%** rated it as "Poor," suggesting very few found the relationship inadequate.
- **1.97%**

Students' Union activities

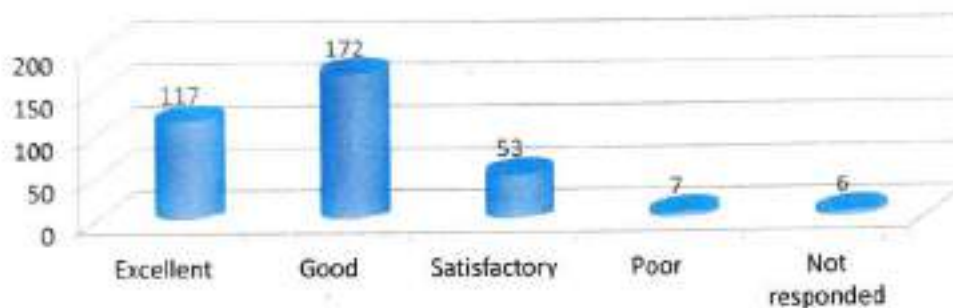


Analysis:

- The majority of respondents rated the Students' Union activities positively, with **36.9%** selecting "Excellent" and **46.48%** selecting "Good."

- A smaller portion of respondents rated the activities as "Satisfactory" (13.24%), indicating that while most are satisfied, there is still room for improvement.
- 1.69% rated it as "Poor," suggesting a few found the activities inadequate.
- 1.69% of respondents did not respond to this question, indicating a very small portion of non-engagement.

Existing infrastructure of the college



Analysis:

- The majority of respondents rated the existing infrastructure of the college positively, with 32.96% selecting "Excellent" and 48.45% selecting "Good."
- A notable portion of respondents rated the infrastructure as "Satisfactory" (14.93%), indicating some areas for improvement but generally positive feedback.
- Only 1.97% rated it as "Poor," suggesting very few found the infrastructure inadequate.
- 1.69% of respondents did not respond to this question, indicating a small portion of non-engagement.

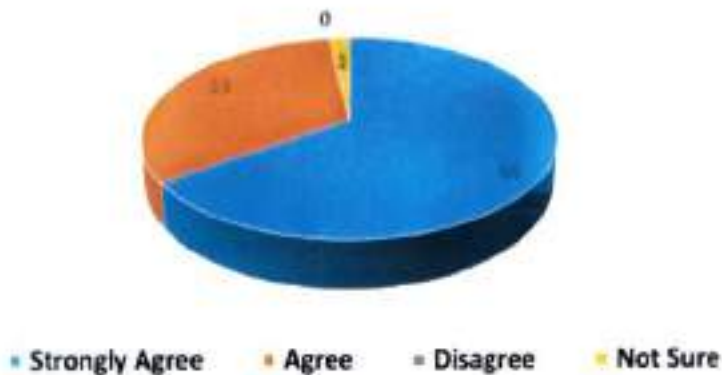
AK Roy
Teacher-In-Charge
Nakshalbari College
 P.O.: Nakshalbari, Dist: Darjeeling

Nakshalbari College, Naxalbari, Dist: Darjeeling

Alumni Feedback, 2023-24

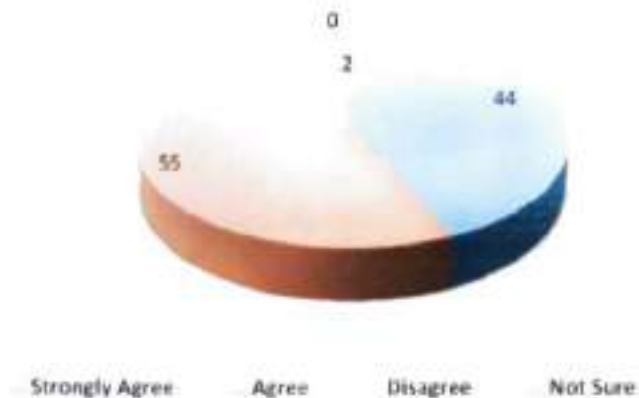
(Number of respondents: 101)

You feel proud to be associated with Nakshalbari College as an Alumnus



This Chart shows the percentage of respondents. 65.35% of students strongly agree, 32.67% of students agree and 1.98% of students disagree that they are proud to be associated with Nakshalbari College as alumni.

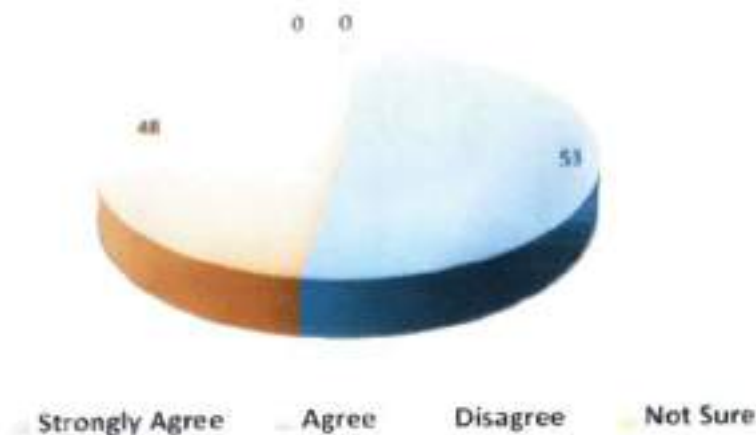
The College organizes Development Activities for the overall development of students



This Chart shows the percentage of respondents. 43.56% of students strongly agree, 54.46% of students agree and 1.98% of students are not sure that the College organizes Development Activities for the overall development of students.

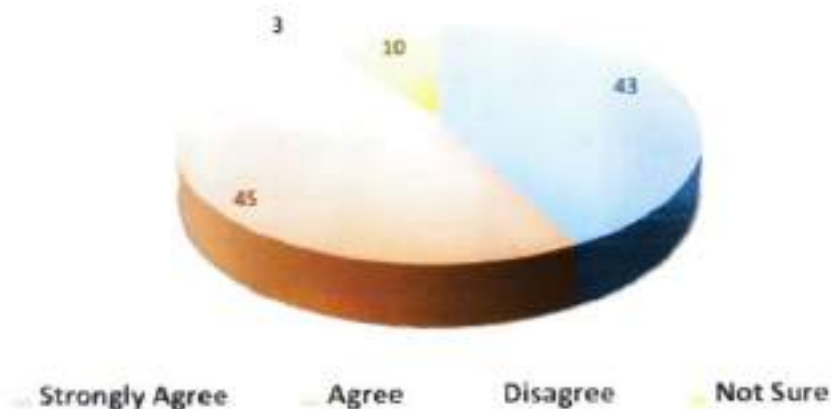
Handwritten Signature
Teacher-in-Charge
Nakshalbari College
P.O.: Naxalbari, Dist: Darjeeling

You are willing to contribute to the development of the college



This Chart shows the percentage of respondents. 52.48% of students strongly agree, 47.52% of students agree to contribute to the development of the college

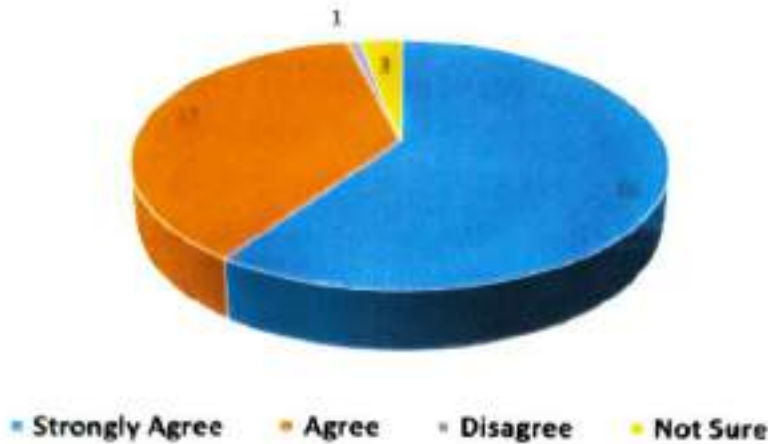
Your grievances were/are properly handled at the college



This Chart shows the percentage of respondents. 42.57% of students strongly agree, 44.56% of students agree, 2.97% disagree and 9.9% are not sure that grievances were /are properly handled at the college.

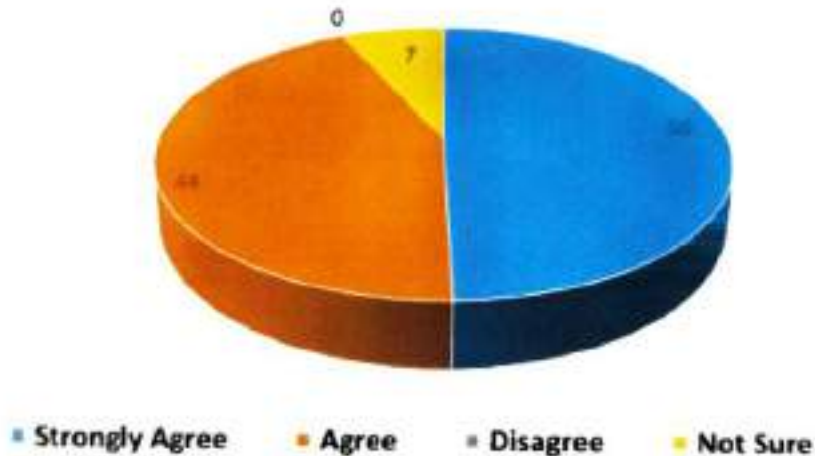
[Signature]
Teacher-In-Charge
Nakshalbari College
P.O.: Nakshalbari, Dist: Darjeeling

You obtained sufficient knowledge during the course of your study



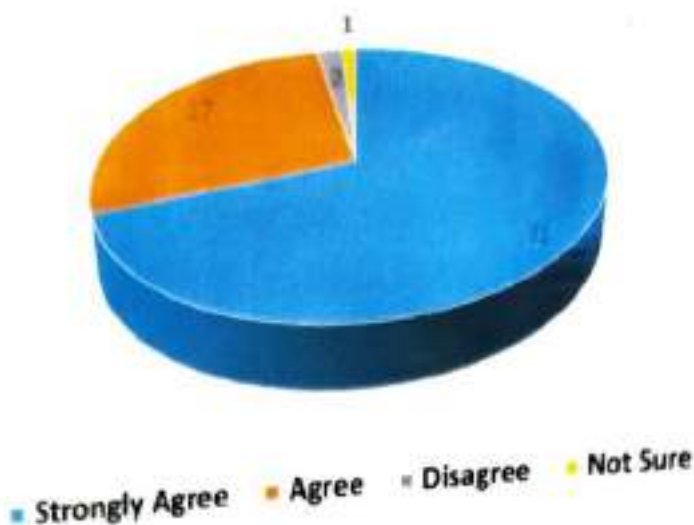
This Chart shows the percentage of respondents. 59.4% of students strongly agree, 36.63% of students agree, 0.99% disagree and 2.98% are not sure that they obtained sufficient knowledge during the course of their study.

You will refer to your relative(s)/friend(s) to join Nakshalbari College



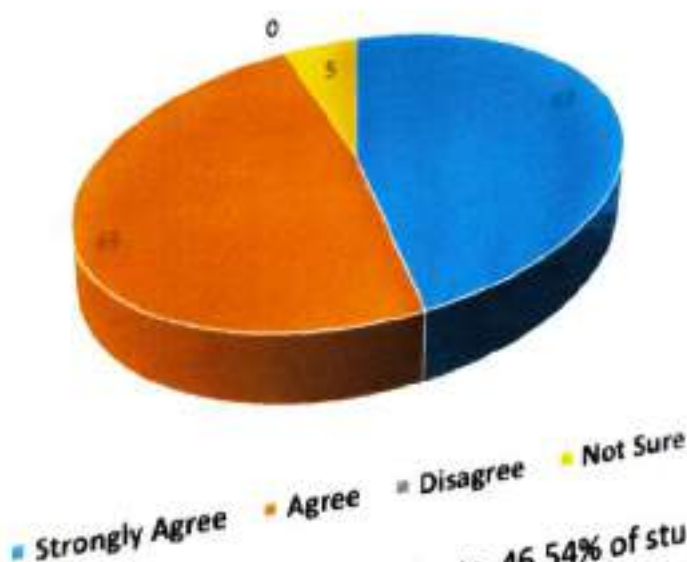
This Chart shows the percentage of respondents. 49.5% of students strongly agree, 43.57% of students agree and 6.93% are not sure that they will refer to their relative(s)/friend(s) to join Nakshalbari College.

Teacher Student relationship in the college is wonderful



This Chart shows the percentage of respondents. 70.30% of students strongly agree, 26.73% of students agree, 1.98% disagree and 0.99% are not sure that Teacher Student relationship in the college is wonderful.

The College provide sufficient guidance and Counselling to the students



This Chart shows the percentage of respondents. 46.54% of students strongly agree, 48.51% of students agree and 4.95% are not sure that they will refer to their relative(s)/friend(s) to join Nakshalbari College.

RRoy


Teacher-In-Charge
Nakshalbari College
P.O.: Nakshalbari, Dist: Darjeeling

Nakshalbari College, Naxalbari, Dist: Darjeeling

Analysis of Teachers' Feedback, 2023-24

(Number of respondents: 27)

Scope for use of innovative teaching methods (Group discussion, field exercises, role plays, use of audio-visual aids, student seminar etc)



Analysis:

- The majority of respondents rated the topic as **Excellent** with 59.26% of the rating.
- 40.74% of respondents rated it as **Good**.
- No respondents rated it as **Satisfactory** or **Poor**, indicating that all feedback was positive.

Overall, the feedback is highly positive with all respondents rating it as either Excellent or Good. This suggests a high level of satisfaction among the respondents.

Learning value (in terms of knowledge, concept, skill building, analytical abilities and in boardening ones perspectives)

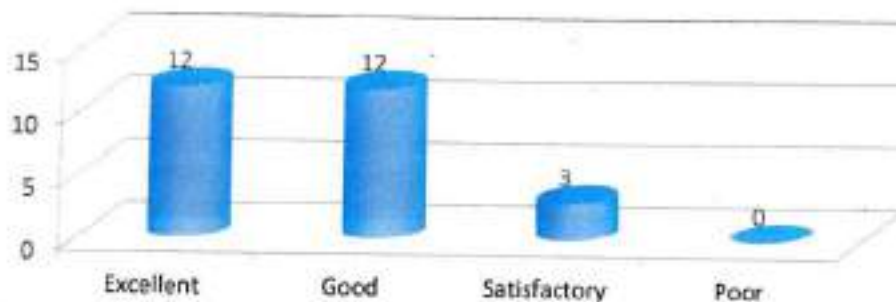


Analysis:

- The majority of respondents rated the topic as **Excellent** with **51.85%** of the rating.
- **29.63%** of respondents rated it as **Good**.
- **18.52%** of respondents rated it as **Satisfactory**.
- No respondents rated it as **Poor**, indicating that there are no negative feedback responses.

Overall, the feedback is predominantly positive, with **81.48%** of respondents rating it as either Excellent or Good. The **Satisfactory** responses indicate that there might be some areas for improvement, but there are no major concerns.

Availability of reading material(Library, Internet, Others)



Analysis:

- **44.44%** of respondents rated the topic as **Excellent**.
- **44.44%** of respondents rated it as **Good**.
- **11.11%** of respondents rated it as **Satisfactory**.
- No respondents rated it as **Poor**, indicating no negative feedback responses.

Overall, the feedback is largely positive, with **88.88%** of respondents rating it as either Excellent or Good. The **Satisfactory** responses suggest there might be some areas for improvement, but there are no major concerns.


Teacher-In-Charge
Nakshalbari College
P.O.: Naxalbari, Dist: Darjeeling

Work place environment



Analysis:

- 37.04% of respondents rated the topic as **Excellent**.
- 51.85% of respondents rated it as **Good**.
- 11.11% of respondents rated it as **Satisfactory**.
- No respondents rated it as **Poor**, indicating no negative feedback responses.

Overall, the feedback is largely positive, with 88.89% of respondents rating it as either Excellent or Good. The **Satisfactory** responses suggest there might be some areas for improvement, but there are no major concerns.

Welfare facilities provided by the Administration



Analysis:

- 33.33% of respondents rated the topic as **Excellent**.
- 37.04% of respondents rated it as **Good**.
- 25.93% of respondents rated it as **Satisfactory**.
- 3.7% of respondents rated it as **Poor**.

Redy
Teacher-In-Charge
Nakshalbari College
P.O.: Naxalbari, Dist: Darjeeling

Overall, the feedback is generally positive, with 70.37% of respondents rating it as either Excellent or Good. However, the Satisfactory and Poor responses, making up 29.63%, suggest there are notable areas for improvement.

Inter- personal relationship among co workers



Analysis:

- 29.63% of respondents rated the topic as **Excellent**.
- 62.96% of respondents rated it as **Good**.
- 7.41% of respondents rated it as **Satisfactory**.
- No respondents rated it as **Poor**, indicating no negative feedback responses.

Overall, the feedback is very positive, with 92.59% of respondents rating it as either Excellent or Good. The small percentage of Satisfactory responses suggests there might be some minor areas for improvement, but the overall satisfaction is high.

Inter- personal relationship with the Head of the Institution

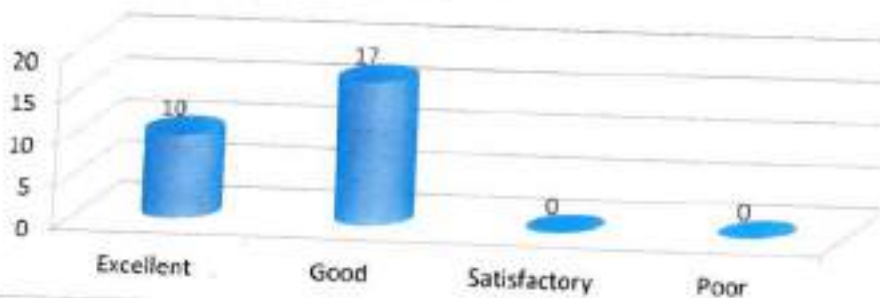


Analysis:

- **40.74%** of respondents rated the topic as **Excellent**.
- **11.11%** of respondents rated it as **Good**.
- **11.11%** of respondents rated it as **Satisfactory**.
- No respondents rated it as **Poor**, indicating no negative feedback responses.

Overall, the feedback is somewhat positive, with **51.85%** of respondents rating it as either Excellent or Good. The **Satisfactory** responses, which also account for **11.11%**, suggest there might be areas for improvement.

Leadership quality of the Head of the Institution



Analysis:

- **37.04%** of respondents rated the topic as **Excellent**.
- **62.96%** of respondents rated it as **Good**.
- No respondents rated it as **Satisfactory** or **Poor**, indicating no negative feedback responses.

Overall, the feedback is very positive, with **100%** of respondents rating it as either Excellent or Good. This indicates a high level of satisfaction among the respondents.

EPG
Teacher-In-Charge
Nakshalbari College
P.O.: Nakhalbari, Dist: Darjeeling

Basic amenities Provided to the staff

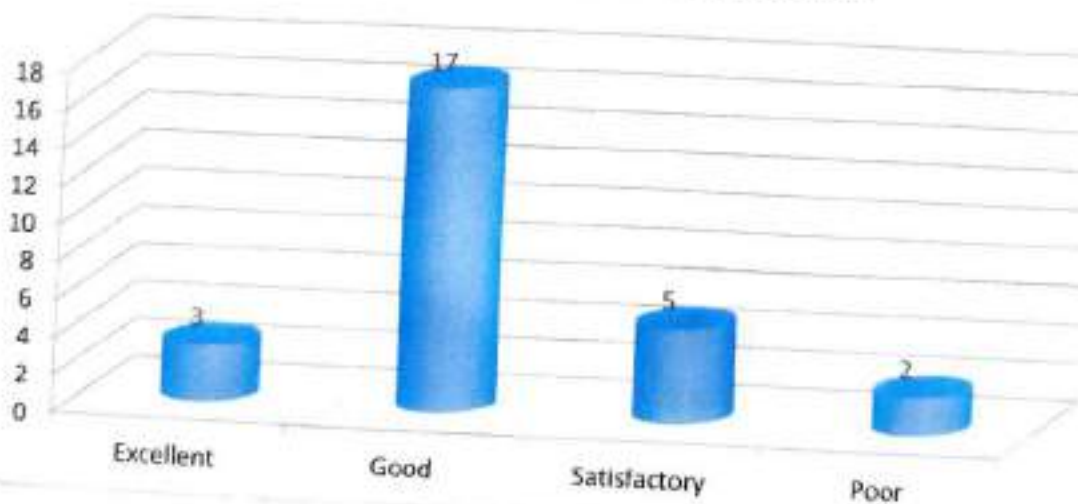


Analysis:

- 29.63% of respondents rated the topic as **Excellent**.
- 33.33% of respondents rated it as **Good**.
- 37.04% of respondents rated it as **Satisfactory**.
- No respondents rated it as **Poor**, indicating no negative feedback responses.

Overall, the feedback is mixed, with 62.96% of respondents rating it as either Excellent or Good. The high percentage of **Satisfactory** responses (37.04%) suggests there are notable areas for improvement.

ICT Facilities in the Institution



Analysis:

- **11.11%** of respondents rated the topic as **Excellent**.
- **62.96%** of respondents rated it as **Good**.
- **18.52%** of respondents rated it as **Satisfactory**.
- **7.41%** of respondents rated it as **Poor**.

Overall, the feedback is somewhat positive, with **74.07%** of respondents rating it as either Excellent or Good. The **Satisfactory** and **Poor** responses, which make up **25.93%**, indicate that there are areas needing improvement.


Teacher-In-Charge
Nakshalbari College
P.O.: Naxalbari, Dist: Darjeeling

Nakshalbari College

Feedback Analysis of Governing Body, 2023-24

(Respondents: 09)

Ability to contribute to the goal of the organization



Analysis:

1. **High Satisfaction:** The majority of respondents are highly satisfied, with more than half rating the experience as Excellent.
2. **Areas for Improvement:** While no respondents rated the experience as Satisfactory or Poor, focusing on the reasons behind those who rated it as Good instead of Excellent can provide opportunities for enhancement.

Overall, the feedback indicates a strong positive reception, but there's always room for improvement to turn those Good ratings into Excellent ones.

Leadership, Team spirit and initiative to carry out different programmes



RRJ
Teacher-In-Charge
Nakshalbari College
P.O.: Nakhalbari, Dist: Darjeeling

Analysis:

1. **High Satisfaction:** The majority of respondents, 66.67%, rated the experience as Excellent.
2. **Positive Feedback:** 33.33% of respondents rated the experience as Good, which indicates overall positive feedback.
3. **No Negative Ratings:** There are no ratings for Satisfactory or Poor, suggesting that the experience met or exceeded expectations for all respondents.

The feedback indicates strong satisfaction with the majority of respondents giving high marks. Continuing to understand and address any areas where respondents rated Good instead of Excellent can help further improve the experience.

Planning and organization skills of the administrator



■ Excellent ■ Good ■ Satisfactory ■ poor

Analysis:

1. **Positive Reception:** 100% of the respondents rated the experience positively, with 44.44% rating it as Excellent and 55.56% as Good.
2. **Opportunities for Excellence:** While no respondents rated the experience as Satisfactory or Poor, focusing on areas where the experience was rated as Good rather than Excellent can provide opportunities for further improvement.

This feedback is encouraging, indicating overall satisfaction and highlighting areas for enhancement to increase the number of Excellent ratings.

Fulfillment of Resolutions in a stipulated time



Analysis:

1. **High Satisfaction:** The majority of respondents, 66.67%, rated the experience as Excellent.
2. **Positive Feedback:** 33.33% of respondents rated the experience as Good, indicating an overall positive reception.
3. **No Negative Ratings:** There are no ratings for Satisfactory or Poor, suggesting that the experience met or exceeded expectations for all respondents.

Overall, this feedback shows strong satisfaction, with a majority rating the experience as Excellent. It would be beneficial to delve into the reasons behind the Good ratings to turn them into Excellent.

Open to new ideas and learning of new techniques



Analysis:

1. **Overall Satisfaction:** All respondents rated the experience as either Excellent or Good, with no negative ratings.

2. **Areas for Improvement:** While the majority rated the experience as Good (66.67%), it would be valuable to understand what could elevate their experience to Excellent.

Overall, the feedback shows that the respondents are generally satisfied, but there may be opportunities to enhance the experience and increase the number of Excellent ratings.

Willingness to work beyond schedule if required



■ Excellent ■ Good ■ Satisfactory ■ poor

Analysis:

1. **High Satisfaction:** The majority of respondents, 66.67%, rated the experience as Excellent.
2. **Positive Feedback:** 33.33% of respondents rated the experience as Good, indicating an overall positive reception.
3. **No Negative Ratings:** There are no ratings for Satisfactory or Poor, suggesting that the experience met or exceeded expectations for all respondents.

Overall, this feedback shows strong satisfaction, with a majority rating the experience as Excellent. It would be beneficial to delve into the reasons behind the Good ratings to turn them into Excellent.

Self motivated and taking own appropriate label of Responsibility



■ Excellent ■ Good ■ Satisfactory ■ poor

Analysis:

1. **High Satisfaction:** The majority of respondents rated the experience positively, with 55.56% rating it as Excellent.
2. **Positive Feedback:** 33.33% of respondents rated the experience as Good, which indicates overall positive feedback.
3. **Room for Improvement:** 11.11% of respondents rated the experience as Satisfactory, suggesting some room for improvement.

Overall, this feedback indicates that most respondents are satisfied, but it would be beneficial to explore the reasons behind the Satisfactory rating to enhance the experience further.

Student centric activities undertaken



Analysis:

1. **High Satisfaction:** The majority of respondents, 77.78%, rated the experience as Excellent.
2. **Positive Feedback:** 22.22% of respondents rated the experience as Good, indicating an overall positive reception.
3. **No Negative Ratings:** There are no ratings for Satisfactory or Poor, suggesting that the experience met or exceeded expectations for all respondents.

Overall, the feedback shows strong satisfaction, with a majority rating the experience as Excellent. Exploring the reasons behind the Good ratings could help in turning them into Excellent.

RRY
Teacher-In-Charge
Nakshalbari College
P.O.: Nakshalbari, Dist: Darjeeling

Creative in response to workplace Challenges



■ Exellent ■ Good ■ Satisfactory ■ poor

Analysis:

1. **Overall Satisfaction:** All respondents rated the experience as either Excellent or Good, with no negative ratings.
2. **Areas for Improvement:** While the majority rated the experience as Good (66.67%), it would be valuable to understand what could elevate their experience to Excellent.

Overall, the feedback shows that the respondents are generally satisfied, but there may be opportunities to enhance the experience and increase the number of Excellent ratings.

Teacher-In-Charge
Nakshalbari College
P.O.: Naxalbari, Dist: Darjeeling